





Cut out the individual cards along dashed lines,
fold them and glue.

----- CUT OUT
————— FOLD



2

Blue-Blue's hamster



2

Goldie's cat








2

Greengo's iguana



2


Pinker's snail




----- CUT OUT
 _____ FOLD

Cut out the individual cards along dashed lines,
 fold them and glue.







© anglomaniacy.pl

fun with
pets


© anglomaniacy.pl

fun with
pets

© anglomaniacy.pl

fun with
pets

© anglomaniacy.pl

fun with
pets


Greengo's iguana

4



Goldie's cat

4



Blue-Blue's mouse

4







Goldie's parrot

4


 Cut out the individual cards along dashed lines,
fold them and glue.

CUT OUT

FOLD









Cut out the individual cards along dashed lines,
fold them and glue.

CUT OUT

FOLD





----- CUT OUT
 _____ FOLD

Cut out the individual cards along dashed lines,
 fold them and glue.

