

I



she

I



we



you

you



she



he

he



she



he

she



Cut out the individual cards along dashed lines,  
fold them and glue.

----- CUT OUT  
————— FOLD

they



it

it



we



I

we



she




you

you



they



it

they



Cut out the individual cards along dashed lines,  
fold them and glue.

----- CUT OUT  
 \_\_\_\_\_ FOLD

my

his

their



my books

her

our

your



your pencil

her

his

your



his scissors

its

her

your



her paints

her paints



Cut out the individual cards along dashed lines,  
fold them and glue.

----- CUT OUT  
\_\_\_\_\_ FOLD

our

my

its



its

flowers

my

your

our





our

car

your

his

her



your

ball

our

their

her



their

dog



Cut out the individual cards along dashed lines,  
fold them and glue.

----- CUT OUT  
 \_\_\_\_\_ FOLD

my

mine

me



I've got books.  
The books are



I've got books.  
The books are

mine.

you

yours

your



You've got a pencil.  
The pencil is



You've got a pencil.  
The pencil is

yours.

his

him

he



He's got scissors.  
The scissors are



He's got scissors.  
The scissors are

his.

hers

her

she



She's got paints.  
The paints are



She's got paints.  
The paints are

hers.



Cut out the individual cards along dashed lines,  
fold them and glue.

----- CUT OUT  
----- FOLD

its



it

We don't use *its*  
as a possessive  
pronoun!

It's got flowers.  
The flowers are

We don't use *its*  
as a possessive  
pronoun!



*Its* is not used alone.  
We repeat (or add)  
the noun which is  
being referred to.

It's got flowers.  
The flowers are

**the bee's.**

our



ours

us


We've got a car.  
The car is



We've got a car.  
The car is

**ours.**

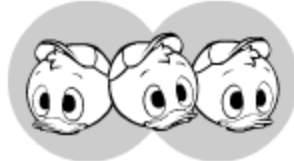
your



you

yours

You've got a ball.  
The ball is



You've got a ball.  
The ball is

**yours.**

them



theirs

their

They've got a dog.  
The dog is



They've got a dog.  
The dog is


**theirs.**



Cut out the individual cards along dashed lines,  
fold them and glue.

----- CUT OUT  
----- FOLD

mine

I've got  
books......  
meThe books  
belong to.....  
myI've got books.  
The books belong to**me.**

yours

You've got  
a pencil......  
yourThe pencil  
belongs to.....  
youYou've got a pencil.  
The pencil belongs to**you.**


his

He's got  
scissors......  
himThe scissors  
belong to.....  
heHe's got scissors.  
The scissors belong to**him.**

she

She's got  
paints......  
hersThe paints  
belong to.....  
herShe's got paints.  
The paints belong to**her.**Cut out the individual cards along dashed lines,  
fold them and glue.----- CUT OUT  
----- FOLD

its

I've got  
books......  
itThe flowers  
belong to.....  
it'sIt's got flowers.  
The flowers belong to

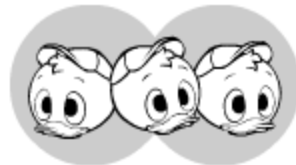

it.

ours

We've got  
a car......  
usThe car  
belongs to.....  
ourWe've got a car.  
The car belongs to

us.

you

You've got  
a ball......  
yourThe ball  
belongs to.....  
yoursYou've got a ball.  
The ball belongs to

you.

their

They've got  
a dog......  
theirsThe dog  
belongs to.....  
themThey've got a dog.  
The dog belongs to

them.

Cut out the individual cards along dashed lines,  
fold them and glue.----- CUT OUT  
----- FOLD