



















PRESENT CONTINUOUS ROLL SENTENCES

This is a fun way to practise sentence building and writing. Before playing the game revise or pre-teach the vocabulary used in the activity.


Roll a dice three times.
Using the numbers from each rolls, build a silly sentence (positive, negative or question forms).

For example, 1-5-2:
A hippo is kissing a leaf.

Dice	1st roll	2nd roll	3rd roll
		is eating	
		is talking to	
		is wearing	
		is playing with	
		is kissing	
		is riding on	

 Your first roll: 1
a hippo

 Your second roll: 5
is eating

 Your third roll: 2
a leaf

MATERIALS

Dice	1st roll	2nd roll	3rd roll
		is eating	
		is talking to	
		is wearing	
		is playing with	
		is kissing	
		is riding on	

a game board
for each player

Write your sentences

1st roll	2nd roll	3rd roll

Rolls Dictionary

a recording sheet
for each player



a dice
for each player

Write your sentences using the recording sheet.

Preparation

Print out a game board and a recording sheet. If you want, you can stick the printout onto the heavy paper.