

PRESENT CONTINUOUS GAME

This is a game for 2-4 players (or teams). Before playing the game revise or pre-teach the vocabulary used in the activity. To do this, you can use task cards as flashcards.

Shuffle task cards and put in a pile face down. Do the same with the surprise cards.

Take a turn by flipping a coin: heads = move one space; tails = move two spaces.

When you land on a square, say the name of the letter on it first (if you can't, you miss a turn).

Then take a card from the top of the pile:


- > if you land on a star square, take a surprise card and follow the instruction (e.g. *Sing a song*).
- > if you land on a sun square, take a task card and do the activity, for example: *Which one is correct: siting / sitting*.

If you are right, don't move.


If you are wrong, move back one space.

The winner is the first player to reach the finish.


MATERIALS



a game board



task cards



surprise cards



a coin



a place marker for each player

Preparation

Print out a game board, task and surprise cards. If you want, you can stick the printout onto the heavy paper.

Cut out the individual cards, fold them and glue.

You can laminate your game board and cards for future use.