

NUMBER SLIDE PUZZLES

Kids can work independently or in small groups. Before playing the game revise or pre-teach the vocabulary used in the activity.

The set contains three different types of number puzzles. Choose which one suits your students' level:

1-10 (dog)

11-20 (dolphin)

10-100 (dino)

Then mix the puzzle strips up and have the kids put them in order.

They will know if the numbers are in the right order if they form a complete picture.

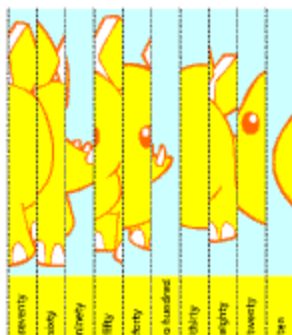


After a number puzzle is assembled, point to each numeral and say it with the kids. Challenge them by looking at a completed puzzle and asking questions, for example:

What number is between 2 and 4?

12, 13, 14. What number is next?

What number is before 80?

MATERIALS



a set of 3
number puzzles

Preparation

Print out the puzzle sheets on cardstock or glue the puzzles to construction paper before cutting them apart. Laminate for future use.

Cut along the dashed vertical lines to divide them into puzzle strips.