

ABC LOOP GAME

It's a fun whole-class reaction loop game. Before playing the game revise or pre-teach the vocabulary used in the activity. To do this, you can use playing cards as flashcards.

Distribute the cards randomly to kids. Some students may get more than one card.

Choose a player to begin by reading their card aloud.


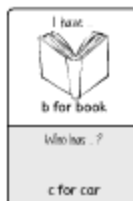
For example,

I have a for apple. Who has b for book?


Kids check their cards and if they have the answer, they read it aloud, then ask the question which is on their card.

When the chain circles around to the first student, the game is over.

MATERIALS



playing cards



Preparation

Print out playing cards (they are one-sided). If you want, you can stick the printout onto the heavy paper.

Laminate for future use.

Then cut out the individual cards.