



What you need

Carton box and paper


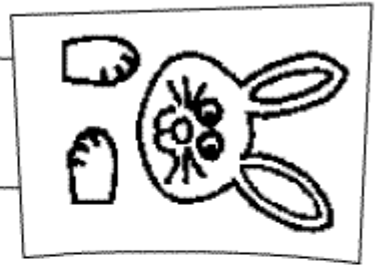
Scissors

Pencil crayons,
markers or crayons

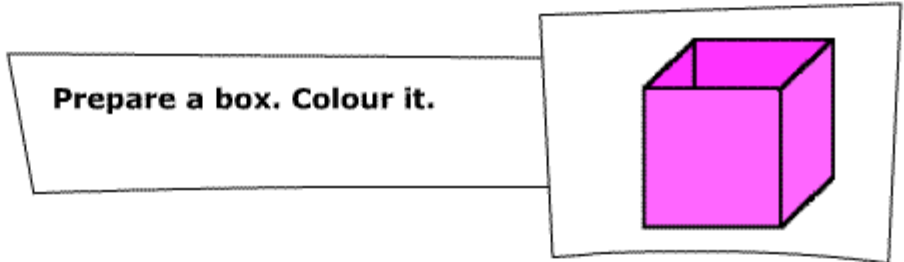
Glue

Cotton


Print the patterns.



Colour the head and the paws
and cut out them.



Prepare a box. Colour it.



Glue the head and the paws
onto the box.

Make a tail from cotton.
Glue the tail onto the box.
Fill your basket with Easter Goodies.

