

SUPER BEE

This is a game for 4 players (or for 4 teams). There are 3 kinds of question cards: yellow - easy, green - medium and blue - difficult questions. Each player has a different marker.

Before playing the game revise or pre-teach the vocabulary used in the activity. To do this, you can use question cards as flashcards.

Put question cards in three piles (a yellow pile, a green pile, and a blue pile) face down.

Take a turn by flipping a coin (heads = move 1 space; tails = move 2 spaces).

When you land on:




a yellow square, pick up a card from the yellow pile, then use the picture to make a positive sentence. Each correct answer gains one yellow point.




a green square, pick up a card from the green pile, then use the picture to make a negative sentence. Each correct answer gains two green points.



a blue square, pick up a card from the blue pile, then use the picture to make a question. Each correct answer gains three blue points.




MATERIALS



a game board



a scoreboard



question cards



a coin



a place marker for each player

If you are right, don't move. Write down your score. At the end of the game, add them up for your total score.

If you are wrong, move back one space.

The player with the highest score is the winner.

Preparation

Print out a game board, score board and question cards. If you want, you can stick the printout onto the heavy paper. Cut out the individual cards, fold them and glue. You can laminate your boards and cards for future use.

If you would like to give kids the fun of creating their own markers, you can use our templates.