

A BOARD GAME: *Opposite Race*

This is a game for 4 players (or 4 teams).

Rules

1. Shuffle playing cards and put in a pile face down.
2. Take a turn by flipping a coin:
heads = move one space; tails = move two spaces.
3. When you land on a square with the happy face, you take a card from the top of the pile, then answer questions.
For example, *The opposite of good is bad.*
4. If you are right, don't move. If you are wrong, move back 1 space.

The winner is the first player to reach the finish.


Answers

- | | |
|-------------------|------------------------|
| 1. good - bad | 17. bad - good |
| 2. hot - cold | 18. cold - hot |
| 3. strong - weak | 19. weak - strong |
| 4. big - small | 20. small - big |
| 5. young - old | 21. old - young, new |
| 6. pretty - ugly | 22. ugly - pretty |
| 7. tall - short | 23. short - tall, long |
| 8. fast - slow | 24. slow - fast |
| 9. happy - sad | 25. sad - happy |
| 10. new - old | 26. old - new, young |
| 11. long - short | 27. short - long, tall |
| 12. right - wrong | 28. wrong - right |
| 13. heavy - light | 29. light - heavy |
| 14. soft - hard | 30. hard - soft |
| 15. empty - full | 31. full - empty |
| 16. clean - dirty | 32. dirty - clean |

Preparation

1. Print a game board, counters and playing cards.
2. If you want, you can stick the printout onto card.
3. Cut out the individual cards, fold them and glue.
4. Make the counters.

You need



a game board



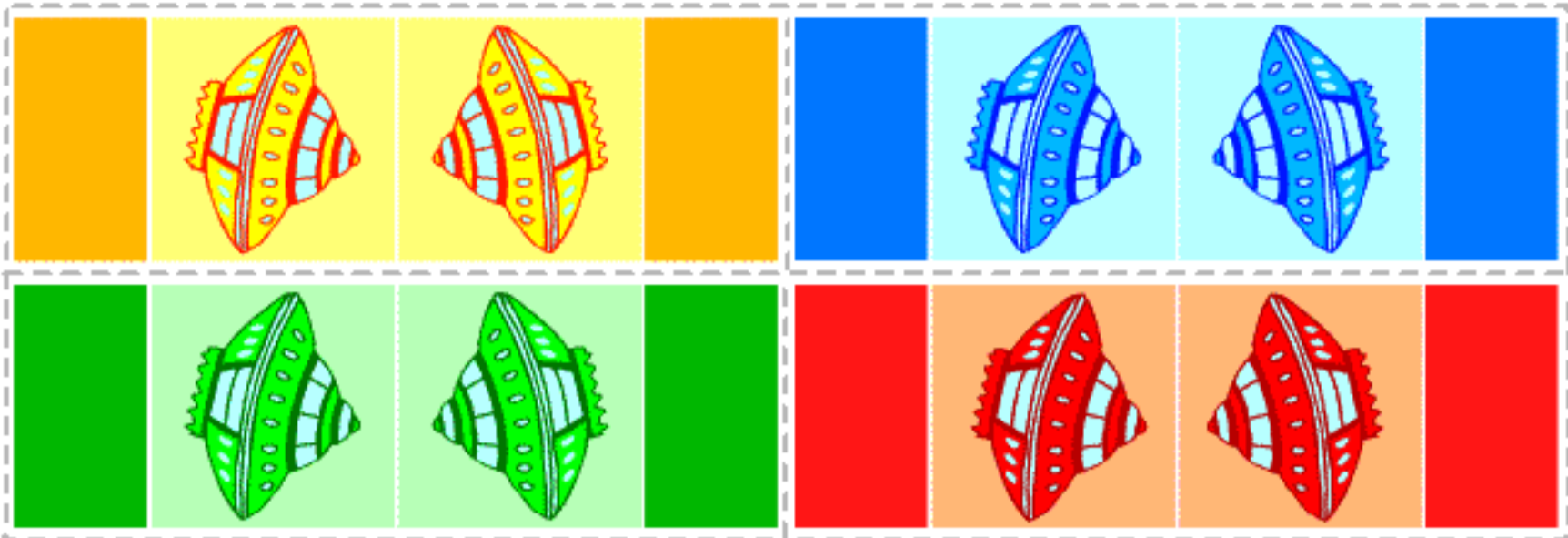
a set of playing cards



a coin



a counter for each player



How to make your cards

1. Cut out.



2. Fold in half.



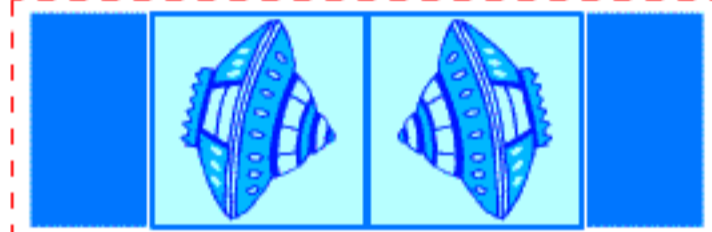
3. Glue.



Your card is ready!

How to make your counter

1. Cut out.

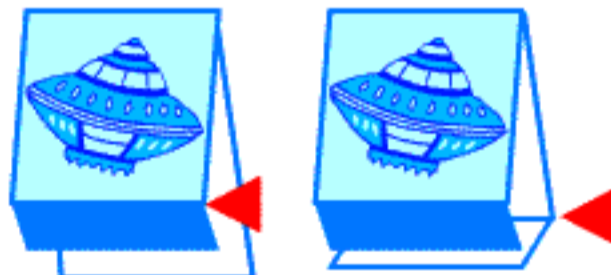


2. Fold.

Fold in half



Fold inward



3. Glue.



Your counter is ready!



OPPOSITE RACE

FINISH



START



**GO BACK
ONE SPACE**



**GO AHEAD
ONE SPACE**



**MISS
A TURN**



**PICK UP A CARD, AND
ANSWER THE QUESTION**